


COOL FLAME 500 INSERT


WATER VAPOUR INSERT

Net Zero fireplace with Optimyst® technology



OPTIMYST® TECHNOLOGY

The technology utilizes ultra-fine water mist produced by a silent ultrasonic atomizer. The mist is illuminated by LED lights, creating a convincing illusion of flames and smoke.



MODULAR DESIGN

The limitless possibilities of Cool Flame Insert allow for the creation of personalized solutions. With its modular design, you can combine multiple inserts together to create a spectacular open line of fire tailored to your dreams.




EASY REFILLING

Cool Flame features a convenient water dispensing mechanism that works with standard tap water. The removable water tank can be easily taken out, refilled and put back in place, ensuring simple operation and maintenance.



AROMATHERAPY KIT

Enhance the experience with an aromatherapy kit, featuring three elegant oils: Cashmere, Sweet Orient and Sandalwood. Simply light the fireplace, and enjoy the soothing scents wafting through your space.



REMOTE CONTROL

The remote control feature designed for your convenience. With a practical remote, you can easily control all the features of your Cool Flame fireplace without having to get up from your couch.



SOUND OF CRACKLING WOOD

Includes a realistic wood crackling sound effect, enhancing the experience of a traditional fire. Cool Flame comes with an optional log set, ensuring the authentic fireplace experience and adding an extra touch of traditional charm to your fireplace.

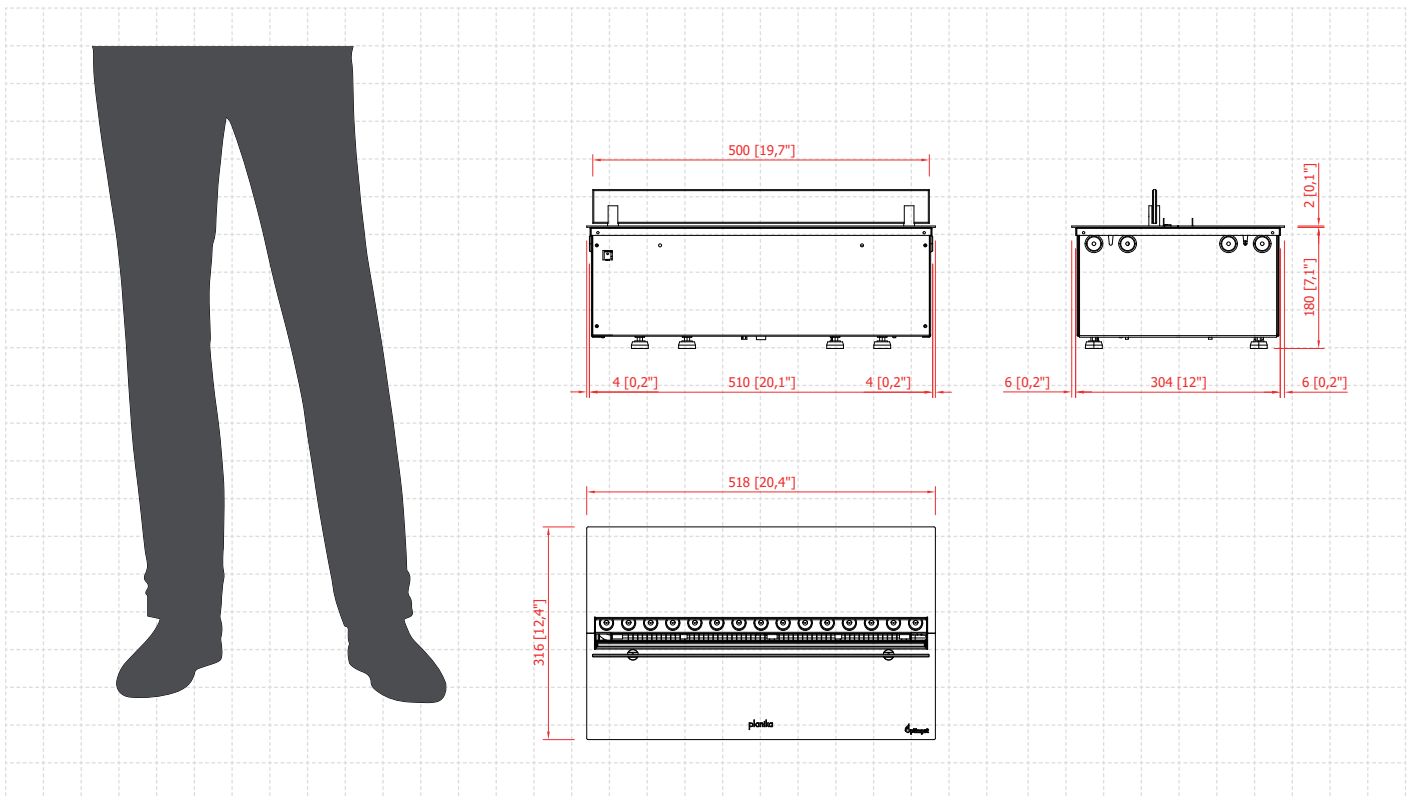
Cool Flame 500 Insert

Tank capacity	1.2 L
Maximum operation time	12 hours
Heating function	does not apply
Flame height regulation	6 stages
Weight	8.0 kg
Water type	filtered tap water / distilled water
Flue	not required
Power supply	230 V, 50 Hz
Finish	black powder coating
Materials	steel, glass
Application	for indoor use only

CONTROL OPTIONS



included



All product specifications and data are subject to change without notice and are believed to be accurate as of the date hereof. Planika Sp. z o.o., its affiliates, agents, and employees, and all persons acting on its or their behalf (collectively, "Planika Sp. z o.o."), disclaim any and all liability for any errors, inaccuracies or incompleteness contained in any document or in any other disclosure relating to any product. To the maximum extent permitted by applicable law, Planika Sp. z o.o. disclaims any and all liability arising out of the application or use of any product. No license, express or implied, by estoppel or otherwise, to any intellectual property rights is granted by this document or by any conduct of Planika Sp. z o.o.. Customers using or selling Planika Sp. z o.o.'s products not expressly indicated for use in such applications do so entirely at their own risk and agree to fully indemnify Planika Sp. z o.o. for any damages arising or resulting from such use or sale. The provided fuel consumption is based on laboratory testing on the lowest flame level. The actual consumption of individual devices may vary. The images are indicative only.

COOL FLAME 1000 INSERT


WATER VAPOUR INSERT

Net Zero fireplace with Optimyst® technology



OPTIMYST® TECHNOLOGY

The technology utilizes ultra-fine water mist produced by a silent ultrasonic atomizer. The mist is illuminated by LED lights, creating a convincing illusion of flames and smoke.



MODULAR DESIGN

The limitless possibilities of Cool Flame Insert allow for the creation of personalized solutions. With its modular design, you can combine multiple inserts together to create a spectacular open line of fire tailored to your dreams.




EASY REFILLING

Cool Flame features a convenient water dispensing mechanism that works with standard tap water. The removable water tank can be easily taken out, refilled and put back in place, ensuring simple operation and maintenance.




AROMATHERAPY KIT

Enhance the experience with an aromatherapy kit, featuring three elegant oils: Cashmere, Sweet Orient and Sandalwood. Simply light the fireplace, and enjoy the soothing scents wafting through your space.



REMOTE CONTROL

The remote control feature designed for your convenience. With a practical remote, you can easily control all the features of your Cool Flame fireplace without having to get up from your couch.



SOUND OF CRACKLING WOOD

Includes a realistic wood crackling sound effect, enhancing the experience of a traditional fire. Cool Flame comes with an optional log set, ensuring the authentic fireplace experience and adding an extra touch of traditional charm to your fireplace.

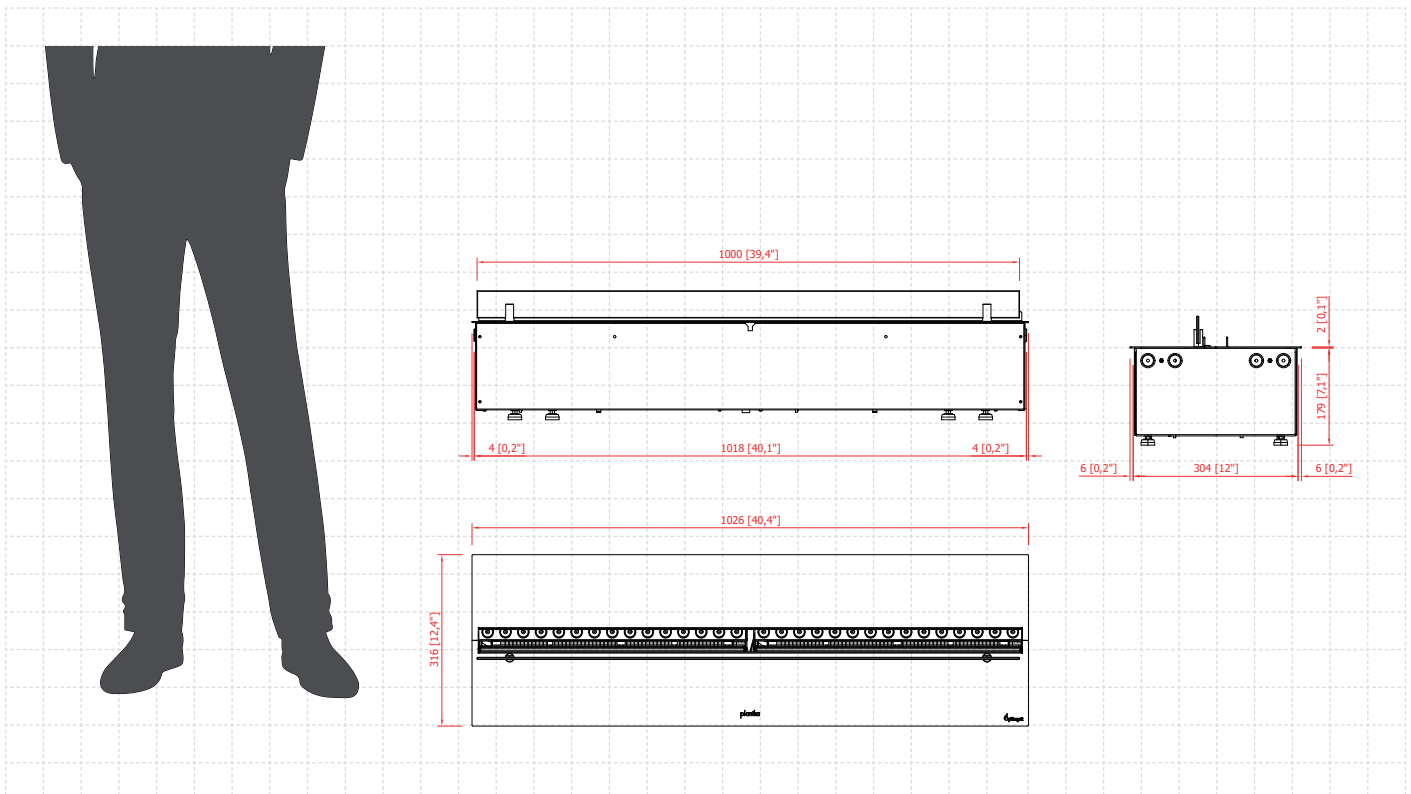
Cool Flame 1000 Insert

Tank capacity	2.4 L
Maximum operation time	12 hours
Heating function	does not apply
Flame height regulation	6 stages
Weight	14.5 kg
Water type	filtered tap water / distilled water
Flue	not required
Power supply	230 V, 50 Hz
Finish	black powder coating
Materials	steel, glass
Application	for indoor use only

CONTROL OPTIONS



included





All product specifications and data are subject to change without notice and are believed to be accurate as of the date hereof. Planika Sp. z o.o., its affiliates, agents, and employees, and all persons acting on its or their behalf (collectively, "Planika Sp. z o.o."), disclaim any and all liability for any errors, inaccuracies or incompleteness contained in any document or in any other disclosure relating to any product. To the maximum extent permitted by applicable law, Planika Sp. z o.o. disclaims any and all liability arising out of the application or use of any product. No license, express or implied, by estoppel or otherwise, to any intellectual property rights is granted by this document or by any conduct of Planika Sp. z o.o.. Customers using or selling Planika Sp. z o.o.'s products not expressly indicated for use in such applications do so entirely at their own risk and agree to fully indemnify Planika Sp. z o.o. for any damages arising or resulting from such use or sale. The provided fuel consumption is based on laboratory testing on the lowest flame level. The actual consumption of individual devices may vary. The images are indicative only.

COOL FLAME 1500 INSERT


WATER VAPOUR INSERT

Net Zero fireplace with Optimyst® technology



OPTIMYST® TECHNOLOGY

The technology utilizes ultra-fine water mist produced by a silent ultrasonic atomizer. The mist is illuminated by LED lights, creating a convincing illusion of flames and smoke.



MODULAR DESIGN

The limitless possibilities of Cool Flame Insert allow for the creation of personalized solutions. With its modular design, you can combine multiple inserts together to create a spectacular open line of fire tailored to your dreams.




EASY REFILLING

Cool Flame features a convenient water dispensing mechanism that works with standard tap water. The removable water tank can be easily taken out, refilled and put back in place, ensuring simple operation and maintenance.



AROMATHERAPY KIT

Enhance the experience with an aromatherapy kit, featuring three elegant oils: Cashmere, Sweet Orient and Sandalwood. Simply light the fireplace, and enjoy the soothing scents wafting through your space.



REMOTE CONTROL

The remote control feature designed for your convenience. With a practical remote, you can easily control all the features of your Cool Flame fireplace without having to get up from your couch.



SOUND OF CRACKLING WOOD

Includes a realistic wood crackling sound effect, enhancing the experience of a traditional fire. Cool Flame comes with an optional log set, ensuring the authentic fireplace experience and adding an extra touch of traditional charm to your fireplace.

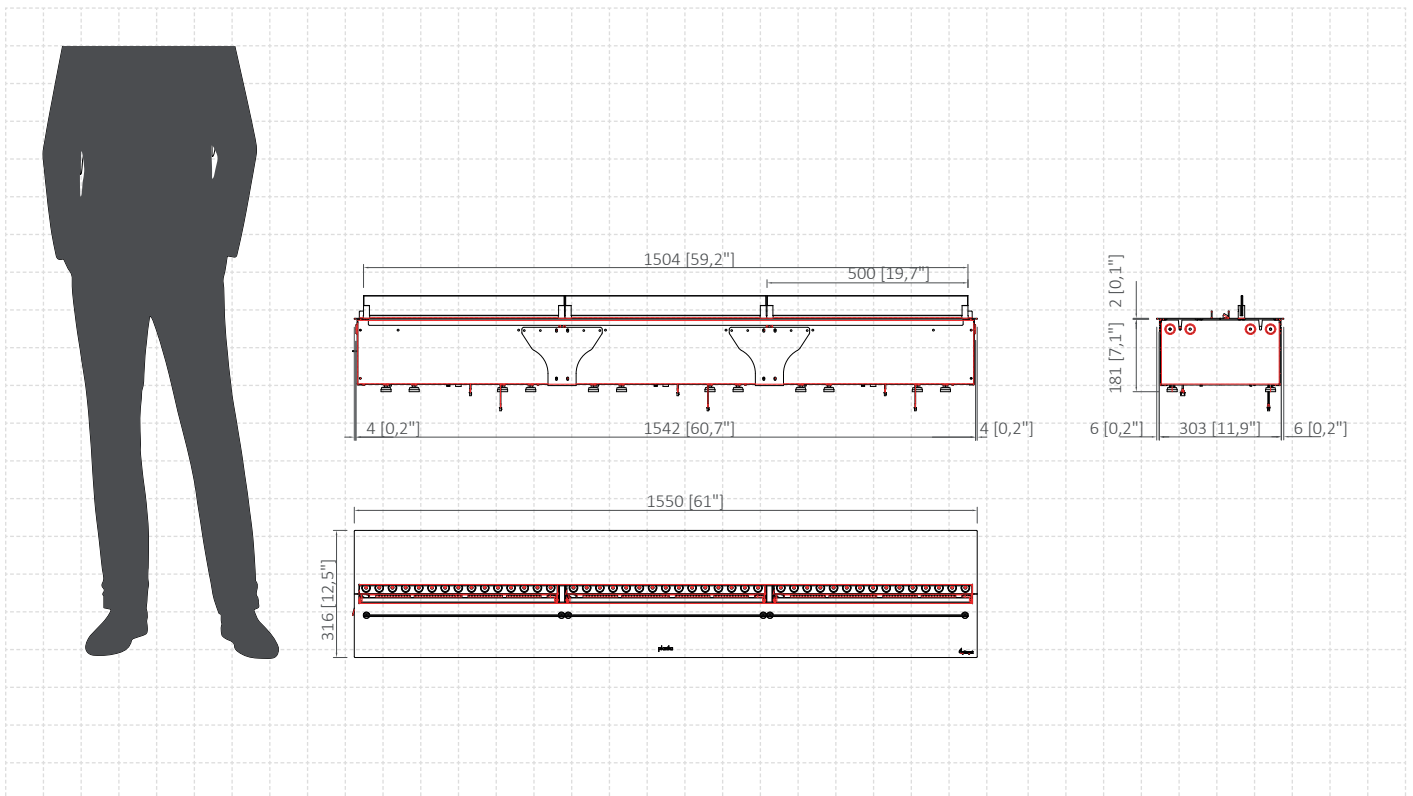
Cool Flame 1500 Insert

Tank capacity	3.6 L
Maximum operation time	12 hours
Heating function	does not apply
Flame height regulation	6 stages
Weight	25.0 kg
Water type	filtered tap water / distilled water
Flue	not required
Power supply	230 V, 50 Hz
Finish	black powder coating
Materials	steel, glass
Application	for indoor use only

CONTROL OPTIONS



included





All product specifications and data are subject to change without notice and are believed to be accurate as of the date hereof. Planika Sp. z o.o., its affiliates, agents, and employees, and all persons acting on its or their behalf (collectively, "Planika Sp. z o.o."), disclaim any and all liability for any errors, inaccuracies or incompleteness contained in any document or in any other disclosure relating to any product. To the maximum extent permitted by applicable law, Planika Sp. z o.o. disclaims any and all liability arising out of the application or use of any product. No license, express or implied, by estoppel or otherwise, to any intellectual property rights is granted by this document or by any conduct of Planika Sp. z o.o.. Customers using or selling Planika Sp. z o.o.'s products not expressly indicated for use in such applications do so entirely at their own risk and agree to fully indemnify Planika Sp. z o.o. for any damages arising or resulting from such use or sale. The provided fuel consumption is based on laboratory testing on the lowest flame level. The actual consumption of individual devices may vary. The images are indicative only.

COOL FLAME 2000 INSERT


WATER VAPOUR INSERT

Net Zero fireplace with Optimyst® technology



OPTIMYST® TECHNOLOGY

The technology utilizes ultra-fine water mist produced by a silent ultrasonic atomizer. The mist is illuminated by LED lights, creating a convincing illusion of flames and smoke.



MODULAR DESIGN

The limitless possibilities of Cool Flame Insert allow for the creation of personalized solutions. With its modular design, you can combine multiple inserts together to create a spectacular open line of fire tailored to your dreams.




EASY REFILLING

Cool Flame features a convenient water dispensing mechanism that works with standard tap water. The removable water tank can be easily taken out, refilled and put back in place, ensuring simple operation and maintenance.




AROMATHERAPY KIT

Enhance the experience with an aromatherapy kit, featuring three elegant oils: Cashmere, Sweet Orient and Sandalwood. Simply light the fireplace, and enjoy the soothing scents wafting through your space.



REMOTE CONTROL

The remote control feature designed for your convenience. With a practical remote, you can easily control all the features of your Cool Flame fireplace without having to get up from your couch.



SOUND OF CRACKLING WOOD

Includes a realistic wood crackling sound effect, enhancing the experience of a traditional fire. Cool Flame comes with an optional log set, ensuring the authentic fireplace experience and adding an extra touch of traditional charm to your fireplace.

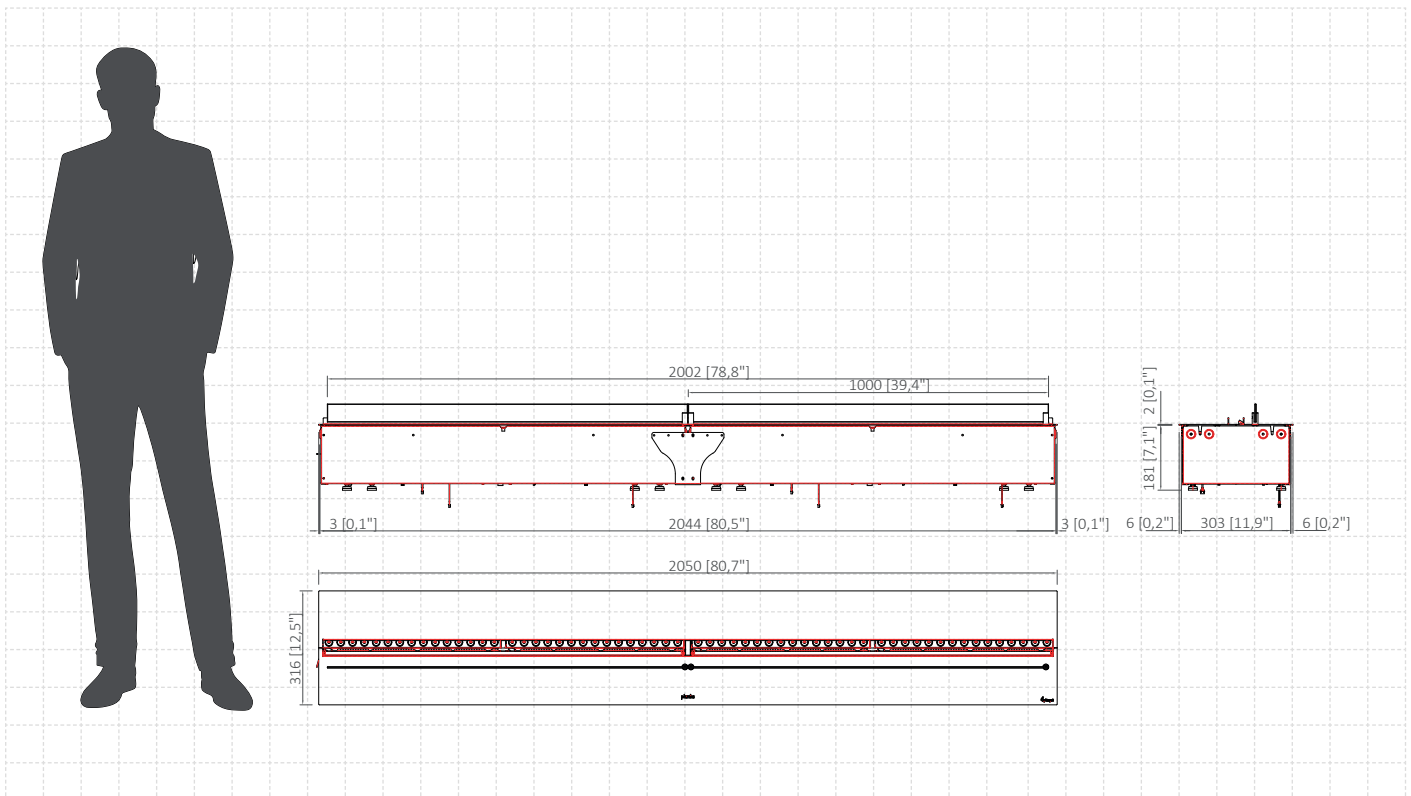
Cool Flame 2000 Insert

Tank capacity	4.8 L
Maximum operation time	12 hours
Heating function	does not apply
Flame height regulation	6 stages
Weight	30.0 kg
Water type	filtered tap water / distilled water
Flue	not required
Power supply	230 V, 50 Hz
Finish	black powder coating
Materials	steel, glass
Application	for indoor use only

CONTROL OPTIONS



included



All product specifications and data are subject to change without notice and are believed to be accurate as of the date hereof. Planika Sp. z o.o., its affiliates, agents, and employees, and all persons acting on its or their behalf (collectively, "Planika Sp. z o.o."), disclaim any and all liability for any errors, inaccuracies or incompleteness contained in any document or in any other disclosure relating to any product. To the maximum extent permitted by applicable law, Planika Sp. z o.o. disclaims any and all liability arising out of the application or use of any product. No license, express or implied, by estoppel or otherwise, to any intellectual property rights is granted by this document or by any conduct of Planika Sp. z o.o.. Customers using or selling Planika Sp. z o.o.'s products not expressly indicated for use in such applications do so entirely at their own risk and agree to fully indemnify Planika Sp. z o.o. for any damages arising or resulting from such use or sale. The provided fuel consumption is based on laboratory testing on the lowest flame level. The actual consumption of individual devices may vary. The images are indicative only.